

SERIE PERSIANAS MALLORQUINAS

CARACTERÍSTICAS:

- Juntas de caucho termoplásticos.

SECCIÓN

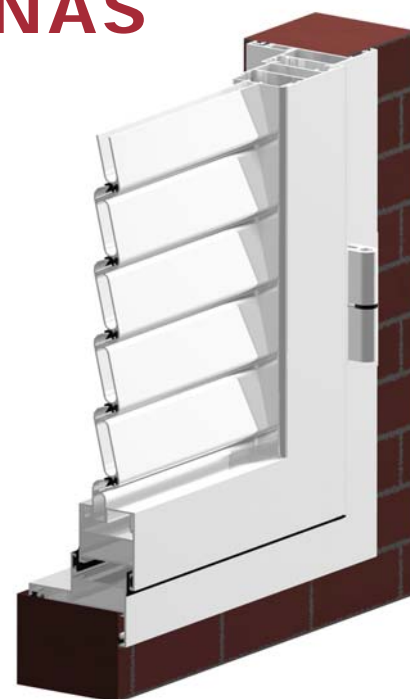
- Cerco: 40 mm.
- Hoja: 40 mm.

ACABADOS:

- Anodizado.
- Lacado Color.
- Lacado imitación madera.
- Efecta Madera.

POSIBILIDADES DE APERTURA:

- Apertura Interior:
 - Persiana Mallorca Fija.
 - Persiana Mallorca Graduable.
- Apertura Exterior:
 - Persiana Mallorca Fija.
 - Persiana Mallorca Graduable.



Serie PERSIANAS MALLORQUINAS



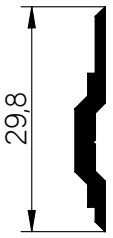
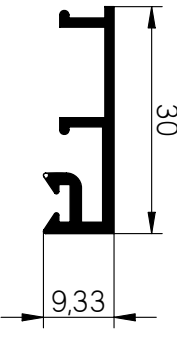
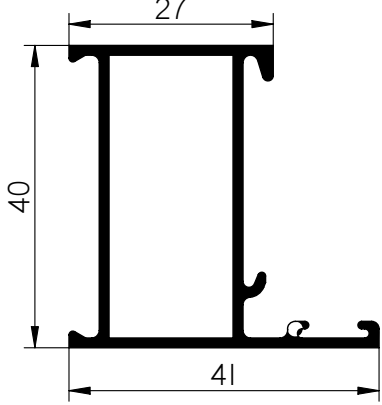
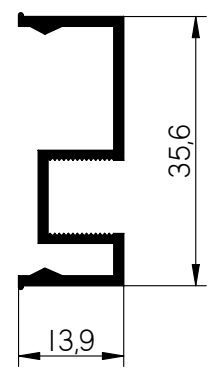
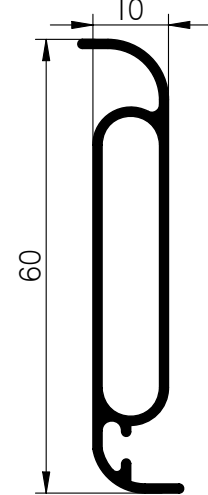

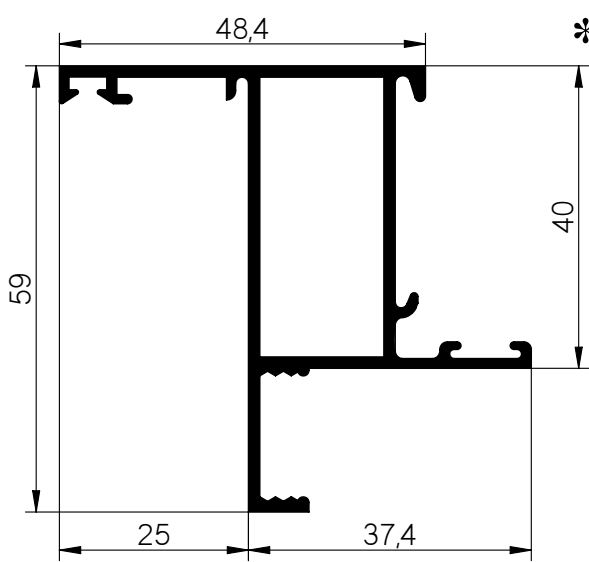
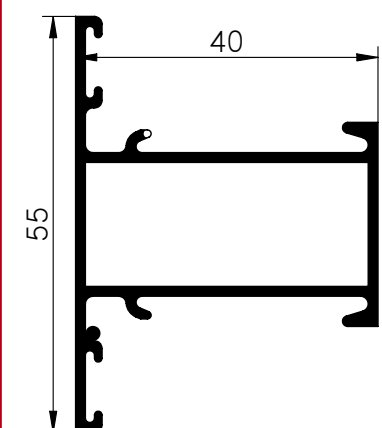
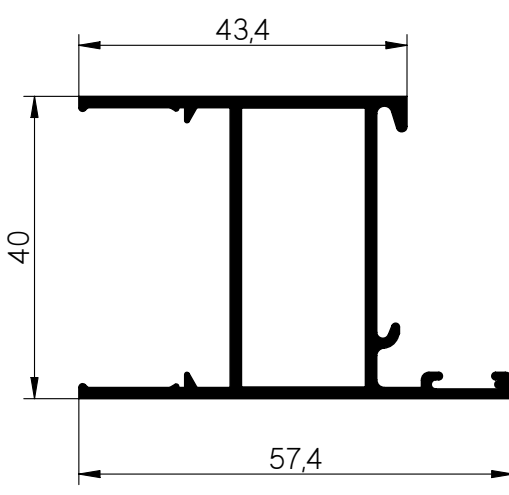
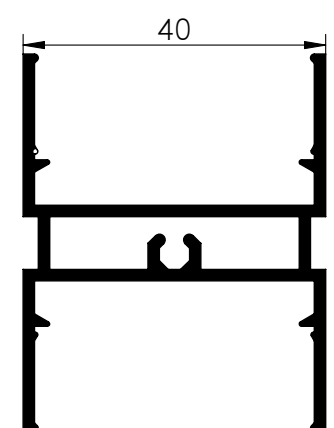
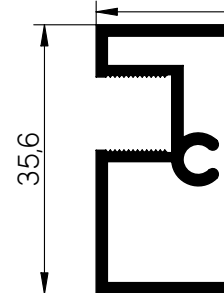
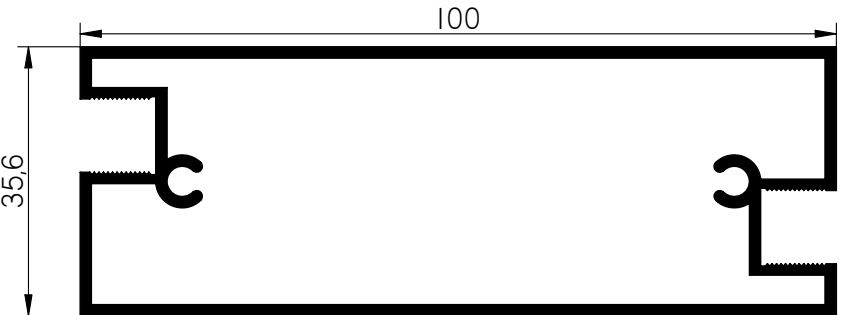
<p>PLETINA CREM. Ref: 1508</p>  <p>29,8</p>	<p>TAPETA DE CERCO Ref: 2432</p>  <p>9,33</p> <p>30</p>	<p>CERCO Ref: 1450</p>  <p>40</p> <p>27</p> <p>41</p>	<p>REMATE INF. Y SUPERIOR Ref: 2433</p>  <p>13,9</p> <p>35,6</p>	<p>LAMA MALLORQUINA ORIENTABLE Ref: 2425</p>  <p>60</p> <p>10</p>	<p>LAMA MALLORQUINA FIJA Ref: 7231</p>  <p>10,9</p> <p>52</p>
<p>CERCO SOLAPE Ref: 2435</p>  <p>59</p> <p>48,4</p> <p>25</p> <p>37,4</p> <p>40</p> <p>*</p>	<p>PILASTRA Ref: 1454</p>  <p>55</p> <p>40</p>	<p>HOJA Ref: 2434</p>  <p>40</p> <p>43,4</p> <p>57,4</p>	<p>DIVISION HOJAS MALLOR. Ref: 2445</p>  <p>40</p>		
<p>ZOCALO Ref: 2436</p>  <p>35,6</p>	 <p>100</p>				

TABLA TECNICA CELOSIA ORIENTABLE 1 MANILLA


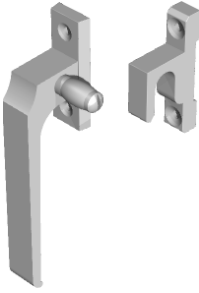
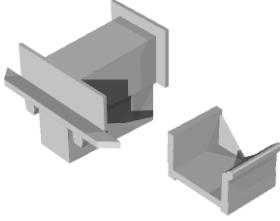
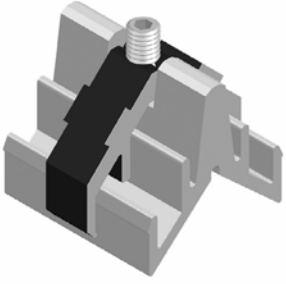


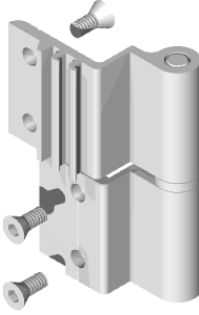



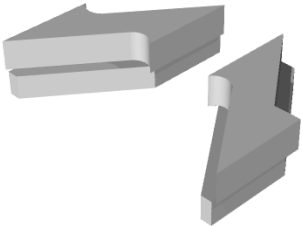
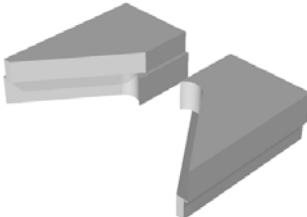



REF.	ALTURA HUECO VENTANA mm.	NUMERO LAMAS mm.	LARGO TOTAL mm.	POSICION MANILLA MEDIDA DESDE BASE mm.		NUMERO DE LAMAS ASOCIADAS.	
				BAJO	ALTO	BAJO	ALTO
2907	DE 553 A 607	7	460	170	-	7	-
2908	DE 608 A 661	8	515	170	-	8	-
2909	DE 662 A 715	9	570	220	-	9	-
2910	DE 716 A 769	10	625	220	-	10	-
2911	DE 770 A 823	11	680	275	-	11	-
2912	DE 824 A 877	12	735	325	-	12	-
2913	DE 878 A 931	13	790	325	-	13	-
2914	DE 932 A 985	14	845	325	-	14	-
2915	DE 986 A 1039	15	900	385	-	15	-
2916	DE 1040 A 1093	16	955	385	-	16	-

TABLA TECNICA CELOSIA ORIENTABLE 2 MANILLAS

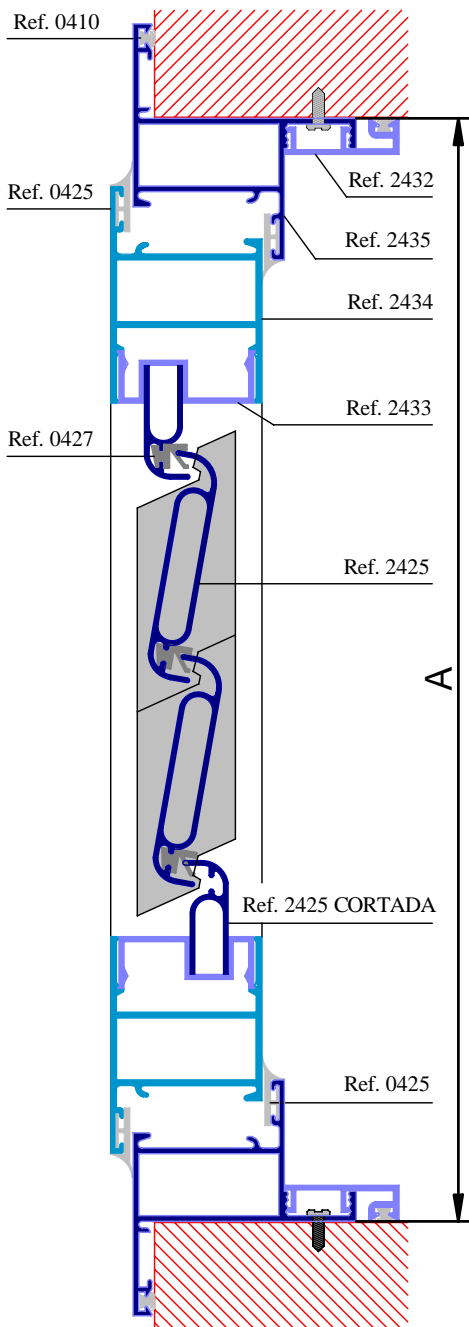
REF.	ALTURA HUECO VENTANA mm.	NUMERO LAMAS mm.	LARGO TOTAL mm.	POSICION MANILLA MEDIDA DESDE BASE mm.		NUMERO DE LAMAS ASOCIADAS.	
				BAJO	ALTO	BAJO	ALTO
2917	DE 1094 A 1147	17	1010	220	650	9	8
2918	DE 1148 A 1201	18	1065	220	705	9	9
2919	DE 1202 A 1255	19	1120	220	760	10	9
2920	DE 1256 A 1309	20	1175	220	760	10	10
2921	DE 1310 A 1363	21	1230	275	815	11	10
2922	DE 1364 A 1417	22	1285	275	870	11	11
2923	DE 1418 A 1471	23	1340	325	920	12	11
2924	DE 1472 A 1525	24	1395	325	975	12	12
2925	DE 1526 A 1579	25	1450	325	1030	13	12
2926	DE 1580 A 1633	26	1505	325	1030	13	13
2921	DE 1634 A 1687	27	1560	325	1080	14	13
2922	DE 1688 A 1741	28	1615	325	1080	14	14
2923	DE 1742 A 1795	29	1670	380	1140	15	14
2924	DE 1796 A 1849	30	1725	380	1190	15	15
2925	DE 1850 A 1903	31	1780	380	1245	16	15
2926	DE 1904 A 1963	32	1835	380	1245	16	16

Serie PERSIANAS MALLORQUINAS



			
Cierre de presión Derecha Ref. 0055	Cierre de presión Izquierda Ref. 0056	Conjunto tapon inversora Ref. 0123	Escuadra Ref. 0132
			
Pernio Derecha Ref. 0140	Pernio Izquierda Ref. 0141	Pernio Derecha Ref.-0145	Pernio Izquierda Ref.-0146
			
Escuadra tetones S/1450 Ref.-0150	Kit 1 hojas Ref. 0164	Kit 2 hojas Ref. 0166	Separadores Lama Fija Intermedios Ref. 0170
			
Separadores Lama Fija Final Ref. 0171	Goma Canutillo Ref. 0410	Goma Junta Ref. 0425	Goma Lamas Mallorca Orientable Ref. 0427

Serie PERSIANAS MALLORQUINAS



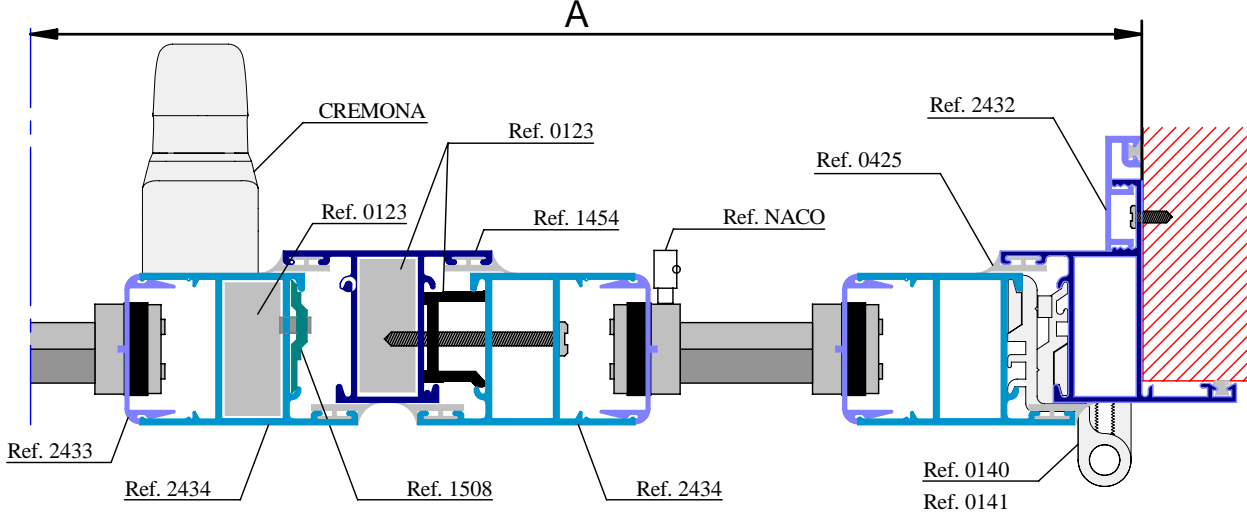
SECCION VERTICAL

VENTANA MALLORQUINA 2 HOJAS

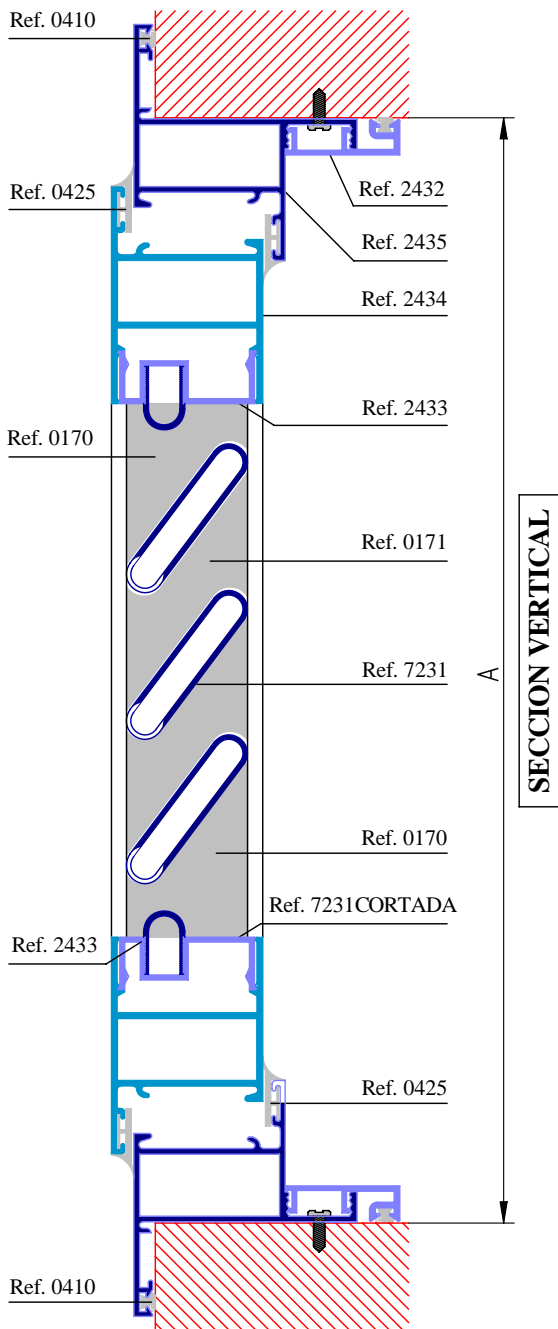
CONCEPTO	REF.	CORTE	SIMBOLO	Ud.	MEDIDAS
CERCO VERTICAL	2435	45°		2	=A+50
CERCO HORIZONTAL				2	=B+50
HOJA VERTICAL	2434	45°		2	=A-36
HOJA HORIZONTAL				4	=B-51/2
PILASTRA INVERSORA	1454	90°		1	=A-85
LAMA ENTERA	2425	90°		*	=B-309/2
PLETINA CREMONA	1508	90°		2	=A-42/2
GOMA CERCO VER.	0425	45°		2	=A-51
GOMA CERCO HOR.				2	=B-51
GOMA HOJA VER.	0425	45°		4	=A-22
GOMA HOJA HOR.				4	=B-24/2
GOMA INVERSORA	0425	90°		2	=A-85
GOMA LAMA	0427	90°		*	=B-309/2
GOMA CANUT. VERT.	0410	45°		4	=A+51
GOMA CANUT. HORIZ.				4	=B+51
KIT 2 HOJAS	0166			1	
ESCUADRAS	0033			12	
CELOSIA ORIENTABLE	*			2	=A-151
PERNIO DERECHA	0140			2	
PERNIO IZQUIERDA	0141			2	
REMATE SUPERIOR	2433	90°		2	=B-225/2
REMATE INFERIOR				2	=B-255/2
TAPETA CERCO VERT.	2432	90°		2	=A-19
TAPETA CERCO HORI.				2	=B

AVISO: Las medidas de este cuadro son orientativas

SECCION HORIZONTAL



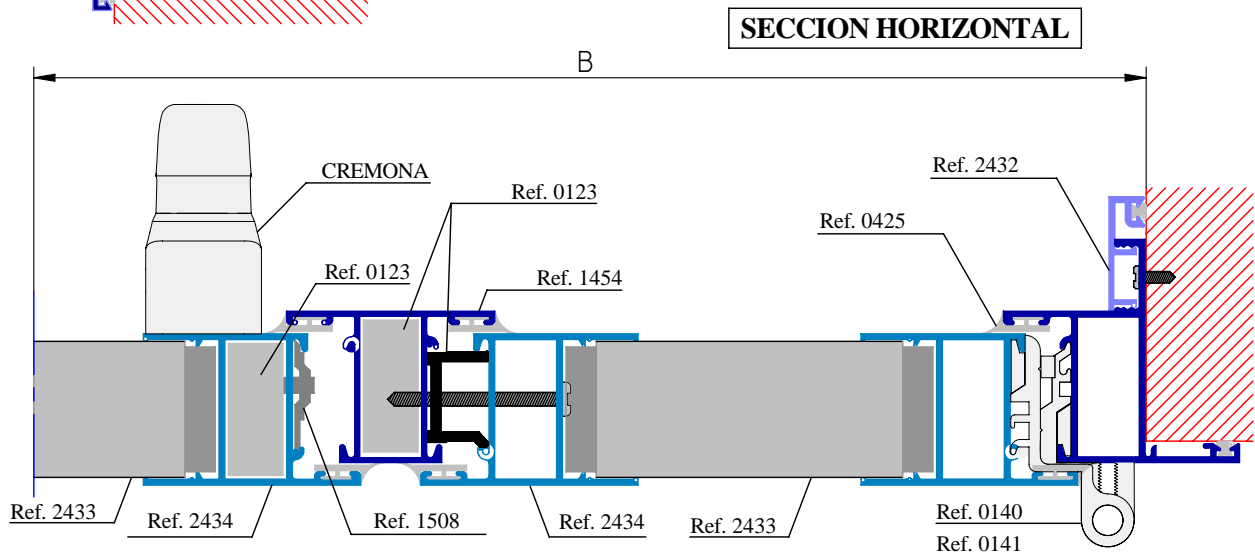
Serie PERSIANAS MALLORQUINAS



VENTANA MALLORQUINA 2 HOJAS

CONCEPTO	REF.	CORTE	SIMBOLO	Ud.	MEDIDAS
CERCO VERTICAL	2435	45°		2	=A+50
CERCO HORIZONTAL	2435	45°		2	=B+50
HOJA VERTICAL	2434	45°		2	=A-36
HOJA HORIZONTAL	2434	45°		4	=B-51/2
PILASTRA INVERSORA	1454	90°		1	=A-85
LAMA MALLORQUINA	7231	90°			=B-238/2
PLETINA CREMONA	1508	90°		2	=A-42/2
GOMA CERCO VER.	0425	45°		2	=A-51
GOMA CERCO HOR.	0425	45°		2	=B-51
GOMA HOJA VER.	0425	45°		4	=A-22
GOMA HOJA HOR.	0425	45°		4	=B-24/2
GOMA INVERSORA	0425	90°		2	=A-85
GOMA CANUT. VERT.	0410	90		4	=A+50
GOMA CANUT. HORIZ.	0410	90		4	=B+50
KIT 2 HOJAS	0166			1	
ESCUADRAS	0033			12	
CONJUNTO TAPONES	0170 0171				
PERNIO DERECHA	0140			2	
PERNIO IZQUIERDA	0141			2	
REMATE SUPERIOR	2433	90°		2	=B-225/2
REMATE INFERIOR	2433	90°		2	=B-225/2
TAPETA CERCO VERT.	2432	90°		2	=A-19
TAPETA CERCO HORI.	2432	90°		2	=B

AVISO: Las medidas de este cuadro son orientativas



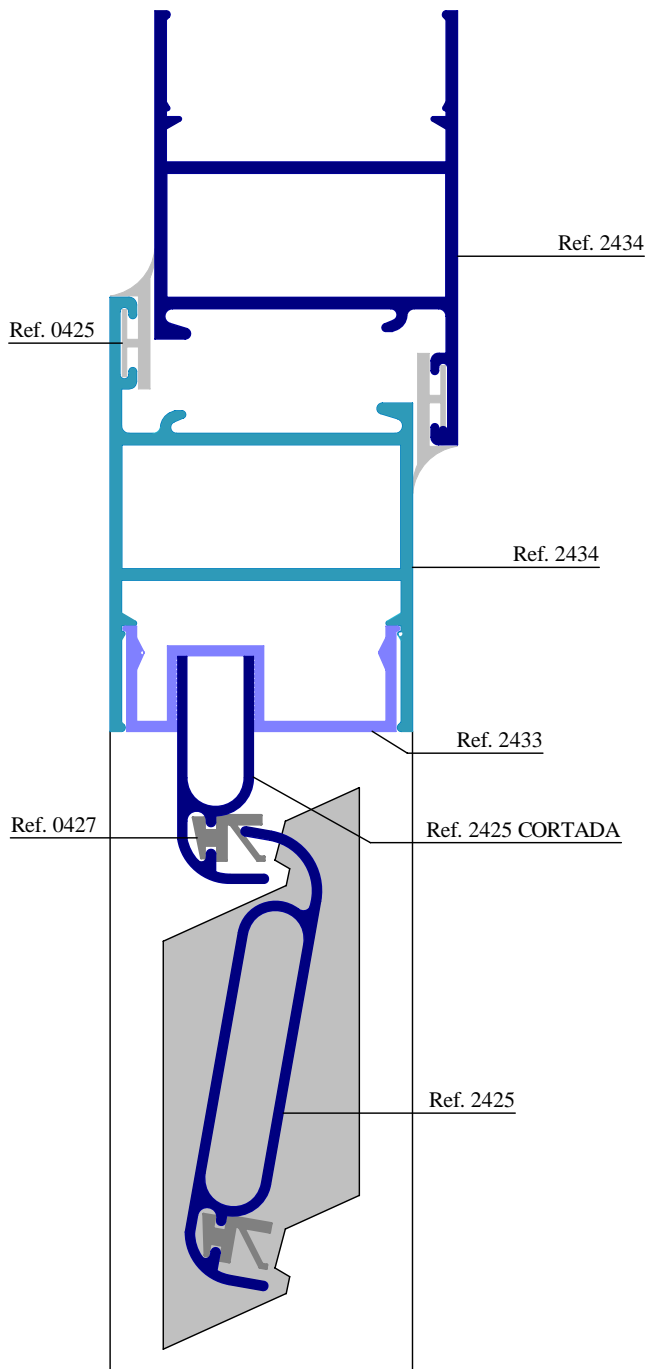
Serie PERSIANAS MALLORQUINAS



VENTANA CON CERCO 2434

CONCEPTO	REF.	CORTE	SIMBOLO	Ud.	MEDIDAS
CELOSIA ORIENTABLE	*			2	=A-191

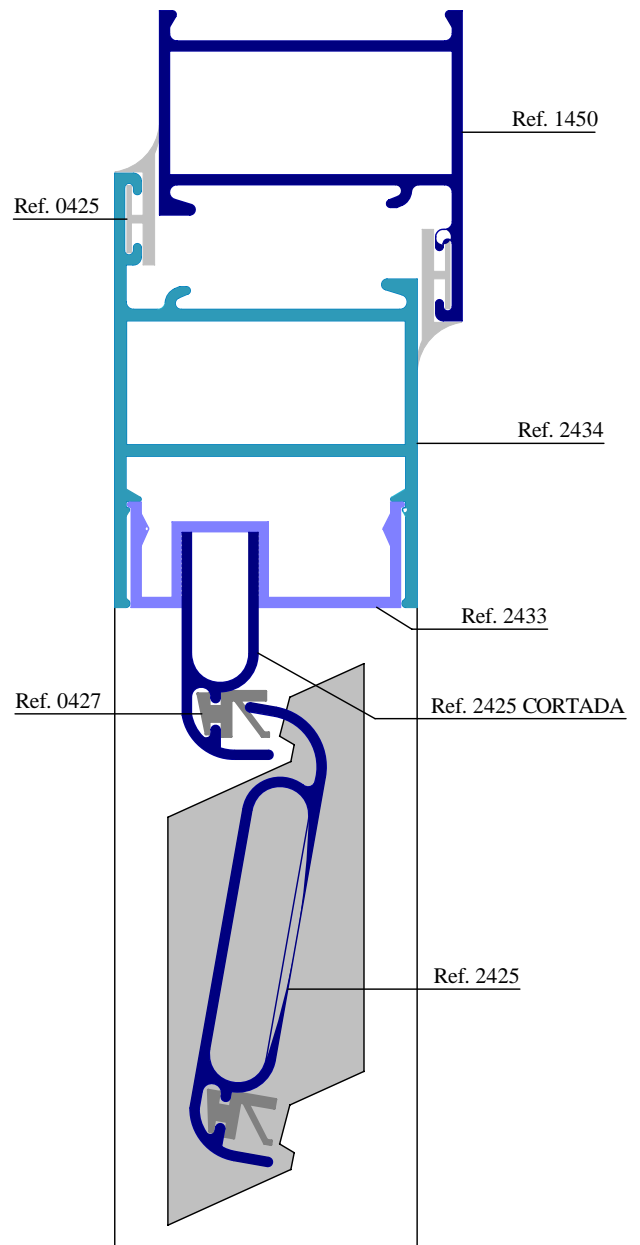
(*) VER PAGINA 2



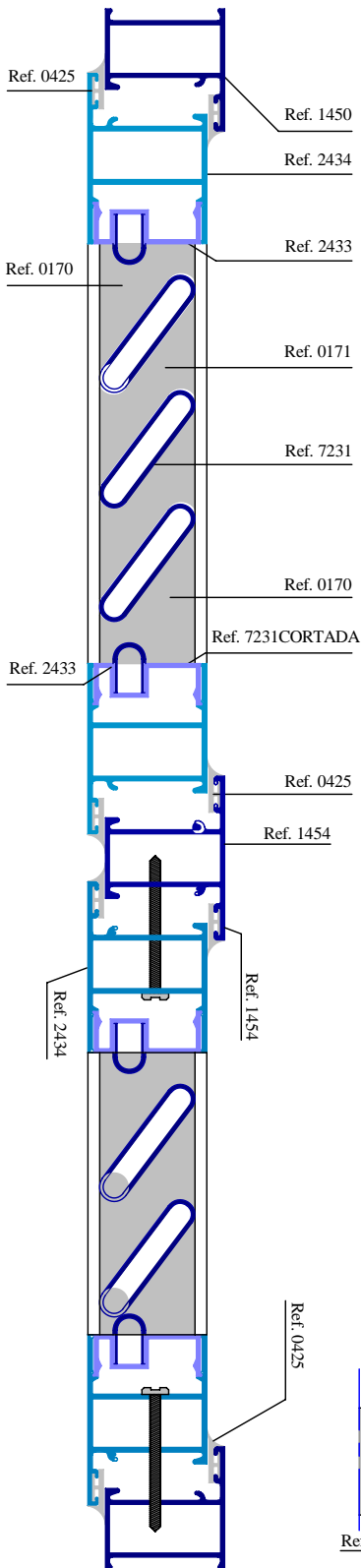
VENTANA CON CERCO 1450

CONCEPTO	REF.	CORTE	SIMBOLO	Ud.	MEDIDAS
CELOSIA ORIENTABLE	*			2	=A-158

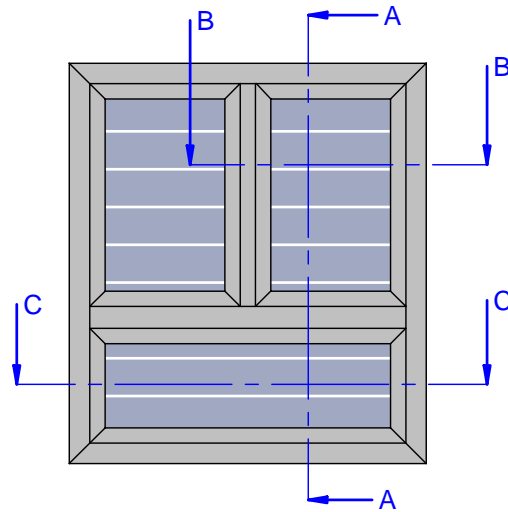
(*) VER PAGINA 2



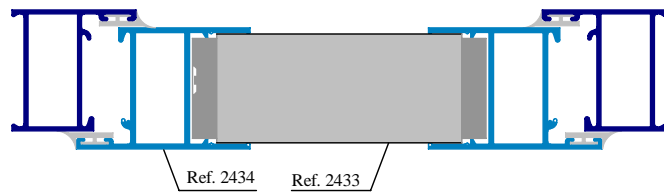
Serie PERSIANAS MALLORQUINAS



SECCION VERTICAL - SECCION A



SECCION HORIZONTAL - 1 HOJAS - SECCION C



SECCION HORIZONTAL - 2 HOJAS - SECCION B

